

Investor Report

31 January 2023

CQS Global Sustainable Convertible Fund

Key Metrics

Investment Manager	CQS (UK) LLP
Portfolio Manager	James Peattie
Fund Launch Date ¹	2 March 2015
Fund Size (\$m)	224.0
Legal Structure	UCITS
SFDR	Article 8
Domicile	Ireland
Reference Currency	EUR
Share Classes	EUR, GBP, USD, AUD, CHF
Reference Share Class	C USD
Registered	Australia, France, Germany, Hong Kong, Ireland, Italy, Japan, Korea, Luxembourg, Spain, Switzerland and United Kingdom
Dealing	Daily by 1pm Dublin time
Target Return ²	6-8% annualised over the cycle
Expected Volatility ²	5-7% annualised over the cycle

Fund Ratings



Fund Characteristics

Delta ⁴	42.2%
Weighted Average Credit Rating ⁹	BBB
No. of Positions	77
Max. Single Issuer Exposure	10% (UCITS 5/10/40 limit)
Max. Regional Exposure	60%
Max. EM Exposure	35%
Max. Cash	20%
Excluded Securities	Derivatives (except for currency hedging), reverse convertibles, synthetic convertibles
Borrowings	The Fund is permitted to borrow up to 10% of the Fund's NAV on a temporary short-term basis
Anti-Dilution Levy	Partial Swing Pricing with transaction costs and threshold to be set by the Manager (maximum 2% of NAV)

Description

- Convertible bond strategy seeking equity-like returns (6-8% net) with lower volatility (5-7%) over a market cycle.²
- Managed by James Peattie (Senior Portfolio Manager), supported by a global team of portfolio managers, analysts and traders.
- Convertibles are a core product at CQS. The Firm manages long-only convertibles across pooled and dedicated mandates for institutional investors globally.

Key Advantages for the Investor

- Long-term delivery:** UCITS compliant, long-only convertible Fund seeking attractive risk-adjusted returns over the medium-to-long term.
- Sustainability focus:** The Fund is classified as Article 8 under the Sustainable Finance Disclosure Regulation (SFDR). This reflects the binding commitments the Fund has made.

The value of securities may go down as well as up, depending on the performance of companies and general market conditions.

Fund Performance^{1,3}

Past performance does not predict future returns. Share class launch dates vary. Please see Important Information on page 5 for details.

Share Class	1 Month (%)	3 Month (%)	Year-to-Date (%)	1 Year (%)	3 Year Annualised (%)	5 Year Annualised (%)	LTD Annualised (%)	NAV/Share
C EUR	3.92	4.53	3.92	(7.56)	3.72	2.62	3.88	133.47
C GBP	4.07	4.93	4.07	(6.21)	4.46	3.50	4.65	139.05
C USD	4.16	5.38	4.16	(5.18)	5.45	4.75	5.56	152.54
S CHF	3.82	4.19	3.82	(7.85)	3.57		2.49	112.17
S EUR	3.93	4.57	3.93	(7.46)	3.87		2.85	113.99
S GBP	4.08	4.97	4.08	(6.10)	4.60		3.86	119.34
S USD	4.18	5.42	4.18	(5.07)	5.59		4.95	125.30
I EUR	3.91	4.49	3.91	(7.70)	3.57		3.82	115.09
I GBP	4.05	4.89	4.05	(6.35)	4.30		4.65	118.58
I USD	4.15	5.34	4.15	(5.32)	5.34		5.74	123.26
T USD	4.18	5.44	4.18	(0.62)				99.38

Monthly Net Performance (%)³

Past performance does not predict future returns.

	Jan	Feb	Mar	Apr	May	Jun	Jul	Aug	Sep	Oct	Nov	Dec	YTD
2023	4.16												4.16
2022	(5.44)	(0.98)	0.41	(3.98)	(0.29)	(5.58)	4.04	(1.18)	(4.74)	1.96	2.94	(1.72)	(13.92)
2021	(0.40)	2.98	(0.60)	1.72	0.39	0.15	0.04	0.20	(1.59)	3.01	0.93	1.15	8.18
2020	0.09	(2.32)	(6.81)	4.39	3.04	4.37	2.96	3.47	(0.63)	(0.21)	8.62	3.09	20.99
2019	2.34	2.02	0.16	1.55	(2.24)	2.73	0.95	(0.78)	0.95	0.38	1.10	1.51	11.09
2018	1.64	(0.86)	(0.19)	0.84	0.45	(0.95)	0.79	0.79	0.05	(2.19)	0.48	(2.47)	(1.69)
2017	0.57	1.36	1.22	0.90	2.27	(1.03)	1.40	0.28	0.85	2.22	(0.32)	(0.50)	9.56
2016	(3.38)	(0.64)	3.12	0.11	1.71	(1.05)	3.08	0.48	1.37	(0.44)	1.03	2.25	7.65
2015					(0.04)	(1.70)	0.69	(1.47)	(0.29)	3.86	(0.16)	(0.18)	0.61

Investors should note that, relative to the expectations of the Autorité des Marchés Financiers, this UCITS presents disproportionate communication on the consideration of non-financial criteria in its investment policy.

Source: CQS. Please refer to page 6 for sources relating to relevant footnotes. Information about the Fund and copies of the prospectus, the supplement, the key investor information documents, the latest audited annual report and accounts and any subsequent unaudited semi-annual reports may be obtained free of charge from the administrator, State Street Fund Services (Ireland) Limited (the Administrator) or the investment manager, CQS (UK) LLP upon request. The Fund is authorised in Ireland and regulated by the Central Bank of Ireland. Please refer to the FE fundinfo Crown Fund Rating Disclosure at the end of this document. Ratings are not a recommendation. The value of securities may go down as well as up, depending on the performance of companies and general market conditions. The value at which securities in certain companies can be liquidated may differ, sometimes significantly, from the interim valuations. Investment in securities of certain companies may be less liquid, more volatile and subject to greater risks than securities of other companies. Investment in emerging markets may increase the volatility of the Fund's Net Asset Value, and accordingly, an investment in the Fund's Shares may be worth more or less on redemption than their original purchase value. As the Fund may invest in derivatives, such as swaps, it may lose more than the amount invested in such derivatives. Investors in shares denominated in a currency other than the base currency of the Fund may be affected by changes in currency movements. For full details of the relevant risks reference should be made to the risk factors sections of the Prospectus and Supplement.

Key Fund Information

Third Parties	
Administrator	BNP Paribas Fund Administration (Ireland) Limited
Depository	BNP Paribas Securities Services, Dublin Branch
Auditor	Ernst & Young

Management Fee	
A	1.50% p.a.
I	0.65% p.a.
C	0.50% p.a.
S	0.40% p.a.
T	0.30% p.a.

Ongoing Charges/Expenses	
0.20% (for S and T share class)	
0.25% (for all other share classes)	

Minimum Investment Size	
A	€35,000 or currency equivalent
I	€1m or currency equivalent
C	€10m or currency equivalent
S	\$50m or currency equivalent
T	\$250m or currency equivalent

ISIN	
I EUR	IE00BTFQZS81
I GBP	IE00BTFQZT98
I USD	IE00BTFQZV11
C EUR	IE00BTFQZW28
C GBP	IE00BTFQZX35
C USD	IE00BTFQZY42
S CHF	IE00BFXXNY58
S EUR	IE00BFXXNZ65
S GBP	IE00BFXXP056
S USD	IE00BFXXP163
T USD	IE00Y6IMXS8

Bloomberg Security Numbers	
C USD	CQSGCI3
C GBP	CQGC13G
C EUR	CQGI3ES
S CHF	CQGC14C
S EUR	CQGC14E
S GBP	CQGC14G
S USD	CQGC14U

Reporting	
Investor Report	Monthly Factsheet
Fiscal Year-End	30 June

Risk and Reward Profile						
1	2	3	4	5	6	7
Lower Risk				Higher Risk		

The Fund is categorised as 4 for the purposes of this table due to investments in convertible bonds and use of derivatives.

Commentary⁵

Market

After the negative performance of stocks and bonds in 2022, the new year started with gains in almost all asset classes. Falling inflation in developed markets fuelled hopes that central banks will soon stop the rate-hiking cycle. Indeed, the US Fed, the European Central Bank and the Bank of England reduced their hiking pace or indicated they would start to. Improvements in global supply chain bottlenecks and falling shipping costs also added to optimism and the International Monetary Fund (IMF) raised its 2023 global growth forecast by 0.2 percentage points to 2.9%.

In cash credit indices, the US outperformed Europe. US High Yield (HY) (H0A0) and Investment Grade (IG) (C0A0) were both up 3.9% on the month while in Europe, HY (HP00) and IG (ER00) finished up 3.2% and 2.0% respectively.

Stocks rose, with the longer-duration Nasdaq index adding almost 11%, S&P 500 6.3%, and Europe's Eurostoxx 50 adding 9.9%. China's opening up, at the cost of spiralling Covid-19 cases, led the Hang Seng to surge 10.4%.

Performance

The top three single-name contributors were STMicroelectronics, the European semiconductor producer; Sika, the Swiss speciality chemical company; and the French beverage producer Remy Cointreau.

The top three single-name detractors were Soitec, the French semiconductor producer; Neoen, the France-based clean energy company; and the French payment group Edenred.

It was a slow start to the year for global primary issuance, with \$2.4bn of new issues in January (\$1.3bn came from the US, \$700m from Europe and \$400m from Asia).

Positioning

During the month, the Fund participated in the new issues Live Nation 3.125% 2029 144a and SPIE SA 2% 2028. It also participated in the IG-rated Rheinmetal 1.875% 2028 and Rheinmetal 2.25% 2030 new issue on positive investment potential and ESG credentials, and added to these positions in the secondary market.

The Fund also increased exposure to Iberdrola 0.8% 2027.

Responsible Investment

We continue to consider the environmental, social and governance risks and opportunities of our investment decisions. In January, we turned down the opportunity to invest in a new Convertible Bond from a hydrocarbon extraction engineering group on environmental grounds and due to the low ESG rating. The group had been assigned an ESG rating of B from MSCI (below average for its peer group) and an industry-adjusted score of 1.8 out of 10. The Fund is committed to delivering a portfolio with a weighted average ESG rating that is better than the Reference Index⁷ and as such, the Portfolio Manager carefully considers the addition of any low ESG rated investments.

Outlook


Uncertainty on the economic outlook remains, however investors appear optimistic that central banks can negotiate a soft landing whilst controlling inflation. Optimism about a resurgent Chinese economy is widespread following the re-opening of the economy. Some industries, notably technology, have been resizing their workforces. Energy prices have moderated while signs of a slowing economy and easing inflation have led to hopes of a peak in interest rates, especially in the United States. We see attractive valuations for convertibles and appealing risk adjusted returns driven by balanced and yield instruments. We have positioned the portfolio accordingly, diversified by industry, region, credit quality, duration and investment profile.

Source: CQS. Please refer to page 6 for sources relating to relevant footnotes.

The value of securities may go down as well as up, depending on the performance of companies and general market conditions. The value at which securities in certain companies can be liquidated may differ, sometimes significantly, from the interim valuations. Investment in securities of certain companies may be less liquid, more volatile and subject to greater risks than securities of other companies. Investment in emerging markets may increase the volatility of the Fund's Net Asset Value, and accordingly, an investment in the Fund's Shares may be worth more or less on redemption than their original purchase value. As the Fund may invest in derivatives, such as swaps, it may lose more than the amount invested in such derivatives. Investors in shares denominated in a currency other than the base currency of the Fund may be affected by changes in currency movements. For full details of the relevant risks reference should be made to the risk factors sections of the Prospectus and Supplement.

Responsible Investing

The Fund's portfolio currently exhibits the following characteristics:



lower carbon emission intensity than the Refinitiv Global Focus Convertible Index

Weighted Average Carbon Intensity (WACI, t/\$m revenue)⁶

124 Fund

308 Reference Index⁷

Weighted Average ESG Rating

AA

Less than 5% of the portfolio is invested in issuers with an ESG rating of B or lower.

Restrictions & Considerations

As part of CQS' Firm-wide process to drive sustainability, we focus on companies which demonstrate sound ESG characteristics as well as adaptability and resilience in the transition to a low carbon economy.

The Fund is committed to delivering:

- A portfolio with a weighted average ESG rating that is better than the Refinitiv Global Focus Convertible Index
- Achieve a Weighted Average Carbon Intensity (WACI) which is lower than the Refinitiv Global Focus Index
- A Net Zero portfolio by 2050 or sooner
- Engagement to drive long-term ESG improvement

Approach

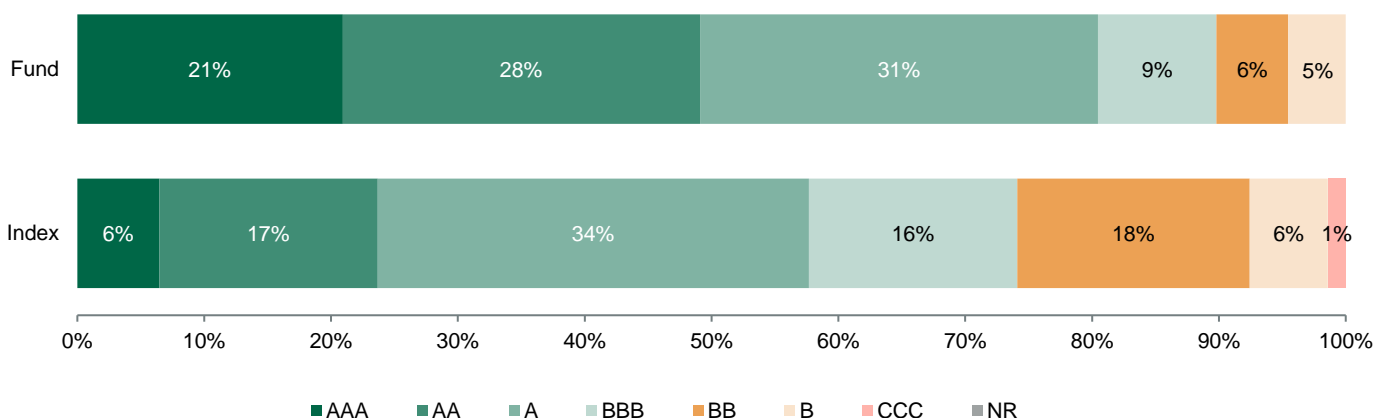
- Focuses on companies that demonstrate sound ESG characteristics as well as adaptability and resilience in the transition to a low carbon economy
- Each convertible security owned by the Fund is assigned an internal ESG rating by the CQS Research Team, irrespective of whether the security is rated by an external agency
- Follow the CQS five-stage RI process, with portfolio managers required to consider it as part of their decision making
- Thorough research by specialist analysts and extensive engagement activity
- Select stronger ESG issuers over weaker ones, all else being equal
- ESG laggards require detailed analysis, rationale and engagement to understand the risks and actions being taken by the company

Exclusions

The Fund's portfolio will exclude direct investment in issuers which:

- are involved in the production of controversial weapons
- derive greater than 10% of their revenue from direct involvement in tobacco sales, adult entertainment, gambling or payday lending
- derive any of their revenue from direct involvement in thermal coal and/or oil sands
- to the best of CQS' knowledge, are in breach of the Ten Principles of the UN Global Compact

CQS Global Sustainable Convertible Fund ESG Ratings⁷



We are a signatory to the Net Zero Asset Managers' initiative and our interim targets have now been approved and published. Please refer to the Net Zero Asset Managers' initiative website (<https://www.netzeroassetmanagers.org/signatories/cqs/>) for further details.

The CQS Global Sustainable Convertible Fund is an Article 8 Fund under the EU Sustainable Finance Disclosures Regulation ('SFDR'). This page does not represent the formal limits and/or restrictions set out in the Fund's investment policy.

Source: CQS. Please refer to page 6 for sources relating to relevant footnotes.

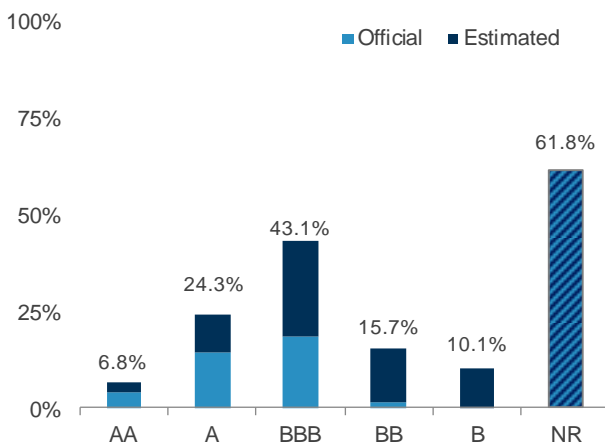
The value of securities may go down as well as up, depending on the performance of companies and general market conditions. The value at which securities in certain companies can be liquidated may differ, sometimes significantly, from the interim valuations. Investment in securities of certain companies may be less liquid, more volatile and subject to greater risks than securities of other companies. Investment in emerging markets may increase the volatility of the Fund's Net Asset Value, and accordingly, an investment in the Fund's Shares may be worth more or less on redemption than their original purchase value. As the Fund may invest in derivatives, such as swaps, it may lose more than the amount invested in such derivatives. Investors in shares denominated in a currency other than the base currency of the Fund may be affected by changes in currency movements. For full details of the relevant risks reference should be made to the risk factors sections of the Prospectus and Supplement.

Top 10 Holdings

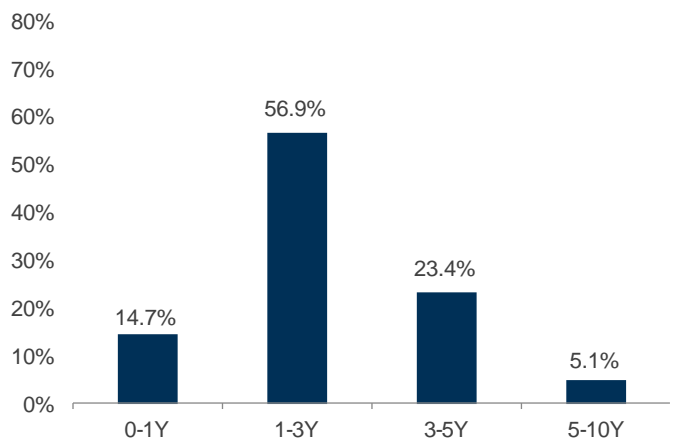
Name	Sector	% of NAV
Stmicroelectronics	Information Technology	2.89
BNP Paribas	Financials	2.88
Schneider Electric	Industrials	2.73
Lagfin	Consumer Staples	2.69
Remy Cointreau	Consumer Staples	2.56
KPN	Communication Services	2.54
Amadeus Global	Information Technology	2.44
Singapore Exchange	Financials	2.36
Sika	Materials	2.31
Priceline Group	Consumer Discretionary	2.24

Portfolio Analysis (% of NAV)⁸

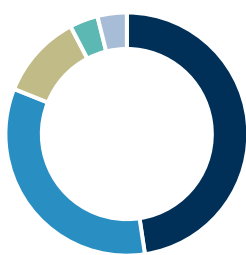
Credit Rating⁹



Maturity¹⁰



Regional Exposure



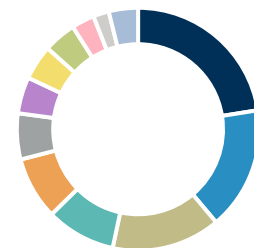
- EMEA 47.6%
- Americas 33.4%
- Asia Ex. Japan 11.3%
- Japan 3.8%
- Cash 3.9%

Country Exposure



- United States 33.4%
- France 12.8%
- Germany 8.1%
- Spain 6.3%
- Singapore 5.3%
- Switzerland 4.4%
- Belgium 4.1%
- Japan 3.8%
- Netherlands 3.1%
- China 3.0%
- United Kingdom 2.8%
- Luxembourg 2.7%
- Other 6.4%
- Cash 3.9%

Industry Exposure



- Information Technology 22.5%
- Industrials 16.4%
- Financials 14.5%
- Consumer Discretionary 9.3%
- Materials 8.3%
- Consumer Staples 6.1%
- Real Estate 4.9%
- Utilities 4.6%
- Communication Services 4.4%
- Health Care 3.0%
- Energy 2.1%
- Cash 3.9%

Source: CQS. Please refer to page 6 for sources relating to relevant footnotes.

The value of securities may go down as well as up, depending on the performance of companies and general market conditions. The value at which securities in certain companies can be liquidated may differ, sometimes significantly, from the interim valuations. Investment in securities of certain companies may be less liquid, more volatile and subject to greater risks than securities of other companies. Investment in emerging markets may increase the volatility of the Fund's Net Asset Value, and accordingly, an investment in the Fund's Shares may be worth more or less on redemption than their original purchase value. As the Fund may invest in derivatives, such as swaps, it may lose more than the amount invested in such derivatives. Investors in shares denominated in a currency other than the base currency of the Fund may be affected by changes in currency movements. For full details of the relevant risks reference should be made to the risk factors sections of the Prospectus and Supplement.

Investment Approach

- Seeking upside participation in rising equity markets and downside protection (due to the bond floor) in weak equity markets
- Aiming to exploit opportunities in convertibles globally across diverse sectors, geographies and security profiles
- Disciplined investment process underpinned by deep fundamental research with integrated ESG analysis
- Active investment management and benchmark agnostic
- Committed to delivering a Weighted Average Carbon Intensity (WACI) and ESG rating that is better than the Refinitiv Global Focus Index, Net Zero by 2050 and engagement to drive long-term ESG improvement

Security Selection Process

- The Portfolio Manager focuses on individual convertible securities seeking to maximise investment opportunity and expected return asymmetry
- Selected securities continually compete for a place in the portfolio
- Catalysts for portfolio change include: relative valuation shifts, corporate news, new issuance, rating actions, upgrades / downgrades, corporate events, and calls / puts / maturities
- In-house credit ratings are used to evaluate the significant unrated portion of the market to add value

Portfolio Construction and Risk Management

- The Portfolio Manager seeks optimal portfolio risk / reward and diversification by issuer, geography and industry sector with appropriate position sizing
- Strict compliance with risk limits, monitored by an independent risk management team

Risks Involved

- Investments in global convertibles are primarily subject to equity, credit, interest rate and foreign exchange risk
- The Fund seeks to hedge foreign exchange risk using financial derivatives

Source: CQS. Please refer to page 6 for sources relating to relevant footnotes.

The value of securities may go down as well as up, depending on the performance of companies and general market conditions. The value at which securities in certain companies can be liquidated may differ, sometimes significantly, from the interim valuations. Investment in securities of certain companies may be less liquid, more volatile and subject to greater risks than securities of other companies. Investment in emerging markets may increase the volatility of the Fund's Net Asset Value, and accordingly, an investment in the Fund's Shares may be worth more or less on redemption than their original purchase value. As the Fund may invest in derivatives, such as swaps, it may lose more than the amount invested in such derivatives. Investors in shares denominated in a currency other than the base currency of the Fund may be affected by changes in currency movements. For full details of the relevant risks reference should be made to the risk factors sections of the Prospectus and Supplement.

Important Information

Source: CQS as at 31 January 2023.

¹Class C EUR launched 17 July 2015, Class C GBP launched 4 November 2015, Class C USD launched 27 May 2015, Class S CHF launched 7 June 2018, Class S EUR launched on 7 June 2018, Class S GBP launched 21 June 2018 and Class S USD launched 7 June 2018, Class I EUR, USD and GBP launched 13 May 2019, Class T USD launched on 30 June 2022.

²Target returns are estimated and net of anticipated fees, expenses and income reinvested. They are based on long-term performance projections of the investment strategy and market conditions at the time of modelling and are therefore subject to change. There is no guarantee that any target return can be achieved. Investors should not place any reliance on such target return in deciding whether to invest in the Fund. Target returns are for illustrative purposes only.

³The CQS Global Sustainable Convertible Fund (UCITS) a sub-fund of CQS Funds (Ireland) plc was approved by the Central Bank of Ireland on the 12 February 2015 and commenced investment activity 2 March 2015. Class returns are calculated net of all fees and expenses on the basis of a shareholding since inception of such class or, if such class has become dormant at any point following inception, since the first new investment into such class. Individual shareholders may have different returns depending upon the date of their investment. Investors should refer to each specific share class for the actual historical performance of the relevant class; please request full history of data from CQS. Reference Share Class is C USD.

⁴Weighted Average Delta: The delta of each instrument is weighted according to its market value. Cash is included with a delta of zero.

⁵The Fund may have since exited some or all of the positions detailed in this commentary.

⁶Weighted Average Carbon Intensity (“WACI”) is estimated using scope 1 & 2 available disclosures or proxy estimates based on comparative data from MSCI. For proxy estimates, we apply a waterfall approach which requires a minimum of 10 issuers within the proxy estimate group. If there are not 10 issuers in the proxy estimate group, it changes to a broader category group to increase the number of comparable issuers and continues moving to a broader group until a minimum group size of 10 issuers are obtained or ‘sector’ level is reached. The order is sub-industry first, then industry, then industry group, then finally sector. Please note that the WACI score does not include hedges for efficient portfolio management purposes.

⁷Index is the Refinitiv Global Focus Convertible Index. ESG ratings may not sum to 100% due to rounding. ESG ratings are attributed to issuers using either third party or internal ESG ratings assessed by CQS. The ratings range from AAA-CCC and are based on factors such as climate change, toxic emissions and waste, labour management, health and safety, privacy and data security, corporate governance and behaviour, and remuneration. A waterfall approach is used when assessing the ESG rating portfolio distribution and average rating of the portfolio, whereby (i) if a third party ESG rating is available that rating is used, failing which (ii) CQS’ rating will be used. ESG ratings may reflect the subjective opinions of CQS or the relevant third party and may be based on qualitative as well as quantitative data. ESG ratings may be based on unverified third party sources or unaudited financial and non-financial data. ESG rating are not an opinion of the creditworthiness of any issuer.

⁸Actual allocations at month-end. There is no guarantee that the Fund will invest in this way at all or do so in the same manner as set forth in this factsheet. Figures may not sum to 100 due to rounding.

⁹Average Credit Rating: Positions, including Cash, are weighted according to market value and internal credit ratings are used where externally sourced credit ratings are not available. Cash is rated as A+.

¹⁰Maturity or first put.

¹¹ESG Rating Analysis: MSCI ESG Research LLC. Please see MSCI ESG Rating disclaimer at the end of this report. All market data sourced from Bloomberg, Bank of America Merrill Lynch and UBS. Past performance may not be a reliable guide to future performance. The value of investments can go down as well as up.

This document has been issued by CQS (UK) LLP which is authorised and regulated by the UK Financial Conduct Authority, CQS (US), LLC which is a registered investment adviser with the US

Securities and Exchange Commission, and/or CQS (Hong Kong) Limited, which is authorised and regulated by the Hong Kong Securities and Futures Commission. The term “CQS” as used herein may include one or more of CQS (UK) LLP, CQS (US), LLC, and CQS (Hong Kong) Limited or any other affiliated entity. The information is intended solely for sophisticated investors who are (a) professional investors as defined in Article 4 of the European Directive 2011/61/EU or (b) accredited investors (within the meaning given to such term in Regulation D under the U.S. Securities Act of 1933, as amended) and qualified purchasers (within the meaning given to such term in Section 2(a)(51) of the U.S Investment Company Act 1940, as amended). This document is not intended for distribution to, or use by, the public or any person or entity in any jurisdiction where such use is prohibited by law or regulation.

This document is a marketing communication prepared for general information purposes only and has not been delivered for registration in any jurisdiction nor has its content been reviewed by any regulatory authority in any jurisdiction. The information contained herein does not constitute: (i) a binding legal agreement; (ii) legal, regulatory, tax, accounting or other advice; (iii) an offer, recommendation or solicitation to buy or sell shares or interests in any fund or investment vehicle managed or advised by CQS (a “CQS Fund”) or any other security, commodity, financial instrument, or derivative; or (iv) an offer to enter into any other transaction whatsoever (each a “Transaction”). Any decision to enter into a Transaction should be based on your own independent investigation of the Transaction and appraisal of the risks, benefits and appropriateness of such Transaction in light of your circumstances. Any decision to enter into any Transaction should be based on the terms described in the relevant offering memorandum, prospectus or similar offering document, subscription document, key investor information document (where applicable), and constitutional documents and/or any other relevant document as appropriate (together, the “Offering Documents”). Any Transaction will be subject to the terms set out in the Offering Documents and all applicable laws and regulations. The Offering Documents supersede this document and any information contained herein. The Offering Documents for CQS UCITS range of funds is available [here](http://www.cqs.com/ucits-funds#global-convertibles) (www.cqs.com/ucits-funds#global-convertibles) in English (US persons will not be eligible to invest in CQS managed UCITS funds save to the extent set out in the relevant Offering Document). A copy of CQS’ Complaints Policy, which sets out a summary of investors’ rights, is available [here](http://www.cqs.com/site-services/regulatory-disclosures) (www.cqs.com/site-services/regulatory-disclosures) in English. CQS may terminate the arrangements for marketing or distribution of any CQS Fund at any time.

Nothing contained herein shall give rise to a partnership, joint venture or any fiduciary or equitable duties. The information contained herein is provided on a non-reliance basis, not warranted as to completeness or accuracy, and is subject to change without notice. Any information contained herein relating to any non-affiliated third party is the sole responsibility of such third party and has not been independently verified by CQS. The accuracy of data from third party vendors is not guaranteed. If such information is not accurate, some of the conclusions reached or statements made may be adversely affected. CQS is not liable for any decisions made or action taken by you or others based on the contents of this document and neither CQS nor any of its directors, officers, employees or representatives accept any liability whatsoever for any errors or omissions or any loss howsoever arising from the use of this document.

Information contained in this document should not be viewed as indicative of future results as past performance of any Transaction is not indicative of future results. Any investment in a CQS Fund or any of its affiliates involves a high degree of risk, including the risk of loss of the entire amount invested. The value of investments can go down as well as up. Future performance is subject to taxation which depends on the personal situation of each investor and which may change in the future. Investments may lead to a financial loss if no guarantee on the capital is in place. An investment in any CQS Fund will involve a number of material risks which include, without limitation, risks associated with adverse market developments, currency and exchange rate risks, risk of counterparty or issuer default, and risk of illiquidity. Any assumptions, assessments, targets (including target returns and volatility targets), statements or other such views expressed herein (collectively “Statements”) regarding future events and circumstances or that are forward looking in nature constitute CQS’ subjective views or beliefs and involve inherent risk and uncertainties beyond CQS’ control. Any indices included in this document are for illustrative purposes only and are not representative of CQS Funds in terms of either composition or risk (including volatility and other risk related factors). Unless stated to the contrary CQS Funds are not managed to a specific index.

The information contained herein is confidential and may be legally privileged and is intended for the exclusive use of the intended recipient(s) to which the document has been provided. In accepting receipt of the information transmitted you agree that you and/or your affiliates, partners, directors, officers and employees, as applicable, will keep all information strictly confidential. Any review, retransmission, dissemination or other use of, or taking of any action in reliance upon, this information is prohibited. Any distribution or reproduction of this document is not authorized and prohibited without the express written consent of CQS, or any of its affiliates. Unless otherwise stated to the contrary herein, CQS owns all intellectual property rights in this document.

CQS is a founder of the Standards Board for Alternative Investments (“SBAI”) which was formed to act as custodian of the alternative investment managers’ industry best practice standards (the “Standards”). By applying the Standards, managers commit to adopt the “comply or explain” approach described in the Standards. CQS is a signatory of the UN Principles for Responsible Investment and a supporter and participant of certain other responsible investment related industry associations.

Investors should take into account all characteristics and objectives of the fund as set out in full in the fund’s supplement and/or prospectus. Further information on the investment manager’s ESG processes and commitments, including its Responsible Investment Policy, can be found on www.cqs.com.

Information required, to the extent applicable, for Distribution of Foreign Collective Investment Schemes to Qualified Investors in Switzerland:

The offer and the marketing of shares of the Fund in Switzerland will be exclusively made to, and directed at, qualified investors (the “Qualified Investors”), as defined in Article 10(3) and (3ter) of the Swiss Collective Investment Schemes Act (“CISA”) and its implementing ordinance, at the exclusion of qualified investors with an opting out pursuant to Art. 5(1) of the Swiss Federal Act on Financial Services FinSA”) and without any portfolio management or advisory relationship with a financial intermediary pursuant to Article 10(3ter) CISA (“Excluded Qualified Investors”). Accordingly, the Fund has not been and will not be registered with the Swiss Financial Market Supervisory Authority (“FINMA”) and no representative or paying agent have been or will be appointed in Switzerland. This material and/or any other offering or marketing materials relating to the shares of the Fund may be made available in Switzerland solely to Qualified Investors, at the exclusion of Excluded Qualified Investors. The legal documents of the Fund may be obtained free of charge from Citco Fund Services (Ireland) Limited, Custom House Plaza, Block 6, International Financial Services Centre, Dublin 1, Ireland.

In the European Union:

This document is issued by KBA Investments Limited. KBA Investments Limited is licensed in terms of the Investment Services Act (Cap 370) as an Investment Firm and is regulated by the Malta Financial Services Authority (Authorisation ID KIL2-IF-16174).

KBA Investments Limited is licensed in terms of the Investment Services Act (Cap 370) as an Investment Firm and is regulated by the Malta Financial Services Authority (Authorisation ID KIL2-IF-16174). KBA Investments Limited is a sub-distributor in certain countries in the European Union for CQS (UK) LLP.

For the full list of EU countries, please visit the MFSA Financial Services Register at <https://www.mfsa.mt/financial-services-register>. Registered Office: Trident Park, Notabile Gardens, No 2 - Level 3, Zone 2, Central Business District, Birkirkara, Malta. Registered in Malta No. C97015. GMCAv6.

PRI Note:

PRI is an investor initiative in partnership with UNEP Finance and the UN Global Compact. GMv10.

FE fundinfo Crown Fund Rating Disclosure:

© 2022 FE fundinfo. All Rights Reserved. The information, data, analyses, and opinions contained herein (1) include the proprietary information of FE fundinfo, (2) may not be copied or redistributed, (3) do not constitute investment advice offered by FE fundinfo, (4) are provided solely for informational purposes and therefore are not an offer to buy or sell a security, and (5) are not warranted to be correct, complete, or accurate. FE fundinfo shall not be responsible for any trading decisions, damages, or other losses resulting from, or related to, this information, data, analyses, or opinions or their use. FE fundinfo does not guarantee that a fund will perform in line with its FE fundinfo Crown Fund Rating as it is a reflection of past performance only. Likewise, the FE fundinfo Crown Fund Rating should not be seen as any sort of guarantee or assessment of the creditworthiness of a fund or of its underlying securities and should not be used as the sole basis for making any investment decision.

MSCI ESG Ratings Disclaimer: This report contains certain information (the “Information”) sourced from MSCI ESG Research LLC, or its affiliates information providers (the “ESG Parties”). The Information may only be used for your internal use, may not be reproduced or disseminated in any form and may not be used as a basis for or a component of any financial instruments or products or indices. Although they obtain information from sources they consider reliable, none of the ESG Parties warrants or guarantees the originality, accuracy and/or completeness of any data herein and expressly disclaim all express or implied warranties including those of merchantability and fitness for a particular purpose. None of the MSCI information is intended to constitute investment advice or a recommendation to make (or refrain from making) any kind of investment decision and may not be relied on as such, nor should it be taken as an indication or guarantee of any future performance, analysis, forecast or prediction. None of the ESG Parties shall have any liability for any errors or omissions in connection with any data herein, or any liability for any direct, indirect, special, punitive, consequential or any other damages including lost profits) even if notified of the possibility of such damages.

L1036769 / 01.23

CQS (UK) LLP
4th Floor, One Strand,
London WC2N 5HR,
United Kingdom
T: +44 (0) 20 7201 6900
F: +44 (0) 20 7201 1200

CQS (US), LLC
152 West 57th Street,
40th Floor, New York,
NY 10019, US
T: +1 212 259 2900
F: +1 212 259 2699

CQS (Hong Kong) Limited
3305 AIA Tower, 183 Electric
Road, North Point, Hong
Kong, China
T: +852 3920 8600
F: +852 2521 3189

CQSClientService@cqsm.com | www.cqs.com

Signatory of:

